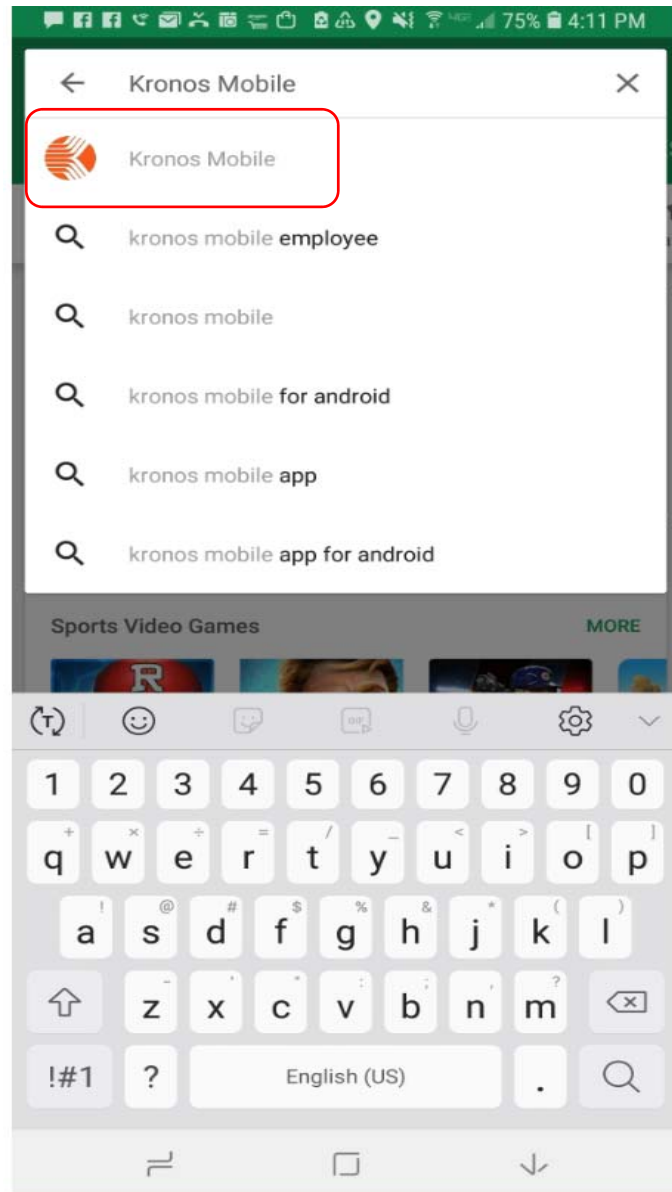



## Kronos Mobile App for Android

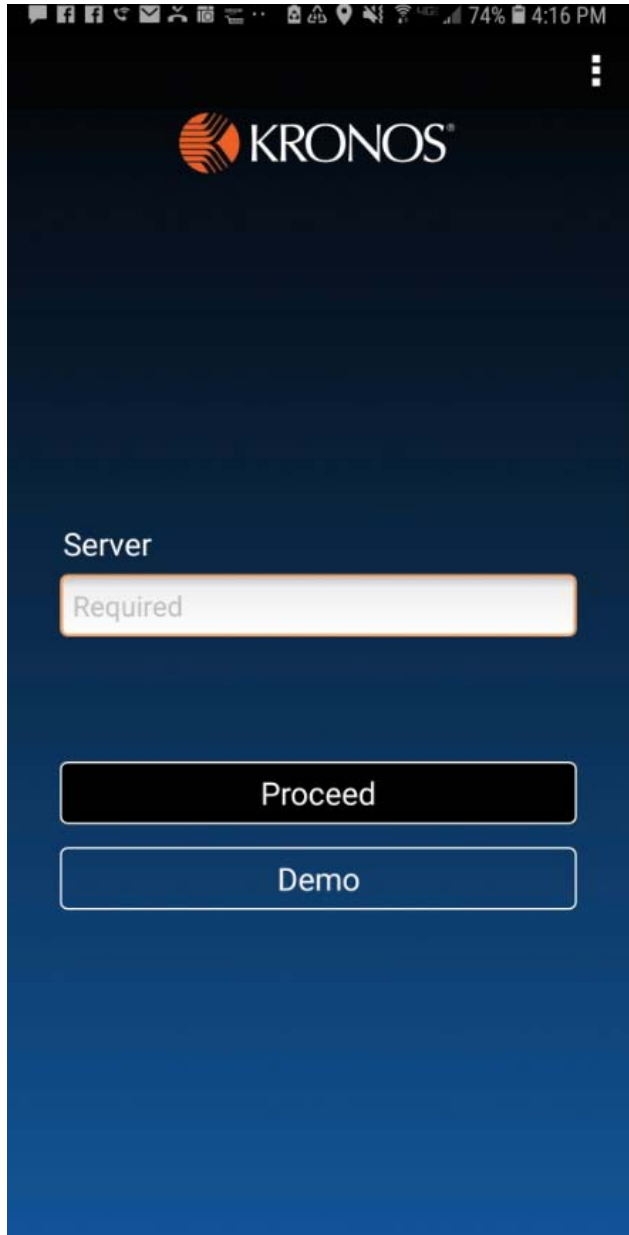
1. Search for Kronos Mobile in your Android app store.
2. Look for the app with the orange Kronos logo (pictured below).



3. Install the app. Once the app has installed open the app.



4. The first time you login you'll need to enter the server information. Please enter the following in the Server field:  
<https://ohiomasonichome.kronos.net>
5. Once this is entered click Proceed



Server

Required

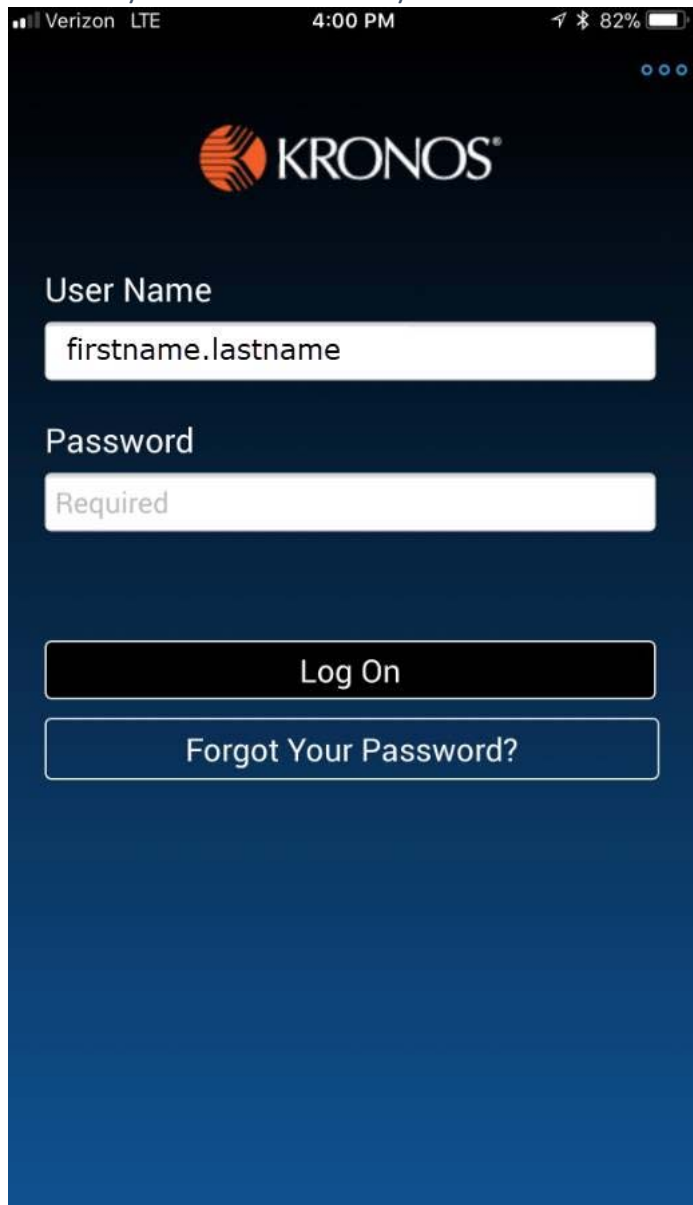
Proceed

Demo


6. Enter your Kronos User Name and Password

Please Note: Your user name is Firstname.Lastname (there is a period in between your first and last name).

Once you've entered your User Name and Password click Log On

A screenshot of the Kronos mobile application login screen. The background is a dark blue gradient. At the top, the status bar shows 'Verizon LTE', '4:00 PM', and '82%' battery. The Kronos logo, consisting of an orange stylized 'K' and the word 'KRONOS' in white, is centered at the top. Below the logo, the text 'User Name' is displayed above a white text input field containing 'firstname.lastname'. Below that, the text 'Password' is displayed above a white text input field containing 'Required'. At the bottom, there are two buttons: a dark blue button with the text 'Log On' and a lighter blue button with the text 'Forgot Your Password?'.

Verizon LTE 4:00 PM 82%

 KRONOS®

User Name

firstname.lastname

Password

Required

Log On

Forgot Your Password?

You should see a task list where you can do the following:

- View your schedule (we are currently working to build schedules for all employees)
- View your PTO, EIR, and Floating Holiday Accrual Balance
- Request a PTO Day
- View your 1095-C Form
- View your Current Benefits
- View and change your Direct Deposit information
- View and edit your Emergency Contacts
- Complete a Time Review
- View Pay History (where you can view pay summaries and pay statements)
- View and edit Tax Withholdings

